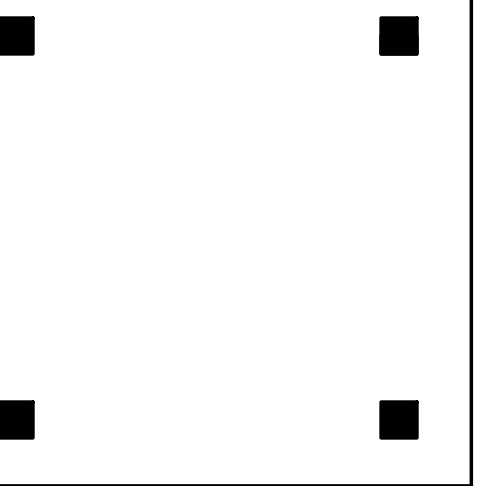


**PORT CITY ARCHITECTURE**


65 NEWBURY STREET  
PORTLAND, ME 04101  
207.761.9000  
info@portcityarch.com  
WWW.PORTCITYARCH.COM



CONSULTANTS



Site Design Associates  
23 Whitney Way  
Topsham, Maine 04086  
207-449-4275



REVISIONS

No.	Description	Date
▲	Add Alternate #1	2/08/13
▲	First Floor Redesign	1/09/13
▲	Addendum #9	8/16/12
▲	Addendum #8	7/30/12

PERMIT DOCUMENTS

UNIVERSITY OF  
NEW ENGLAND  
PORTLAND, MAINE

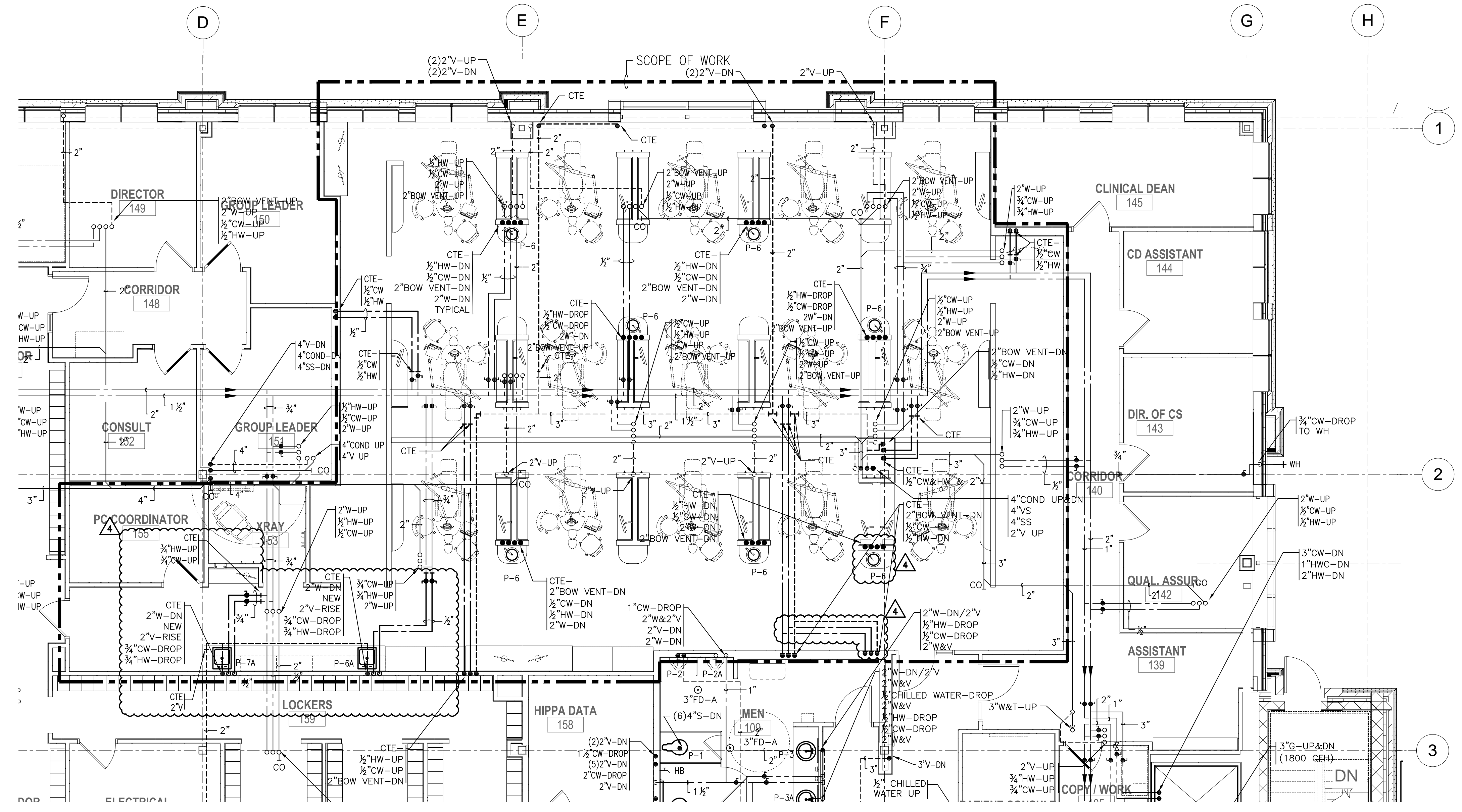
PATIENT CARE  
CENTER  
COMP CARE FIT-OUT

PLUMBING  
FIRST FLOOR PLAN "C"  
ADD ALTERNATE  
PLAN

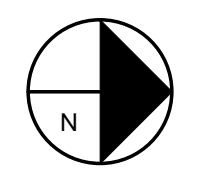
Project Number	12533.00
Date	April 26, 2013
Drawn by	SCW
Checked by	SPQ

**P1.02C**

Scale AS NOTED



2 PLUMBING ADD ALTERNATE FIRST FLOOR "B" PLAN  
3/16" = 1'-0"



IF THIS SHEET IS NOT 24 X 36 IT IS A REDUCED SCALE PRINT - SCALE ACCORDINGLY

